

Safety device (with dust filter): **ESFN-3**

Type **ESFN-3** for protection of Tapping Points and Distribution Lines

The safety device **ESFN-3** according to DIN EN ISO 5175-1:

- avoids dangerous gas mixtures by a gas non-return valve (NV)
- stops flashback through flame arrestor (FA)
- a temperature-sensitive cut-off valve stops the gas flow when a predetermined temperature is exceeded (TV)
- a dust filter protects the gas non-return valve against contamination
- every safety device is 100% tested
- all metal components in brass 2.0401 / spring 1.4310

Safety elements of the **IBEDA** Safety device **ESFN-3**:

- NV Gas non-return valve
- FA Flame arrestor
- TV Temperature-sensitive cut-off valve

Additional features:

- DF Dust filter



Maintenance:

The safety devices are to be tested by a qualified and authorised person at regular intervals according to country specific regulations. The safety device is to be tested for gas tightness, gas flow and gas return at least once a year.

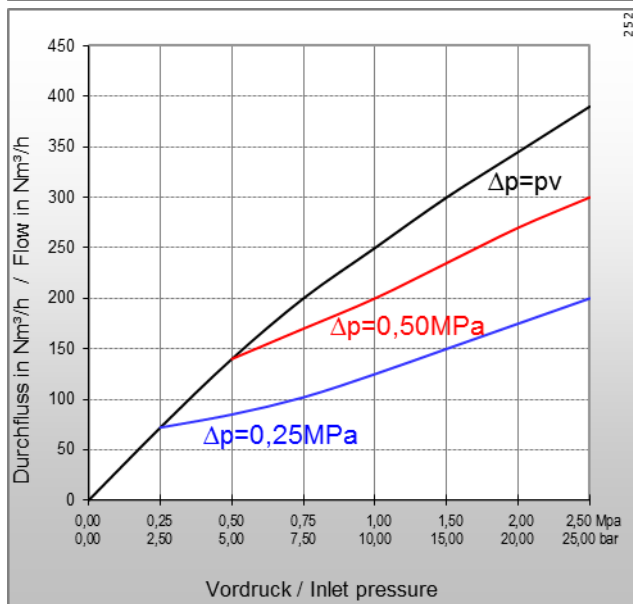
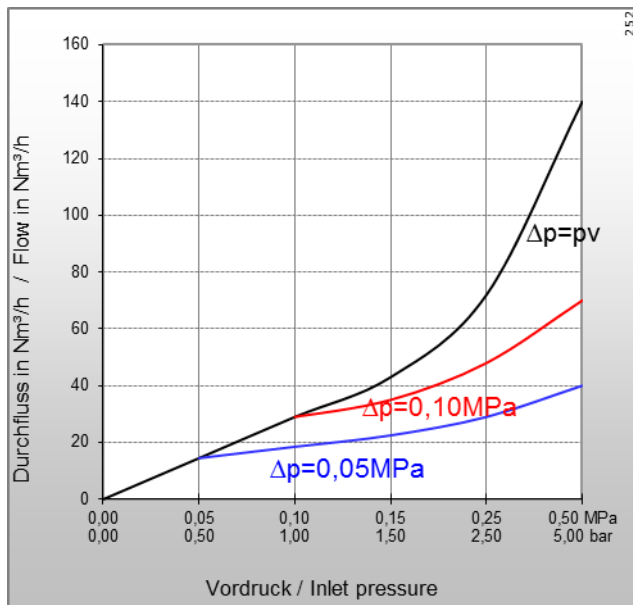
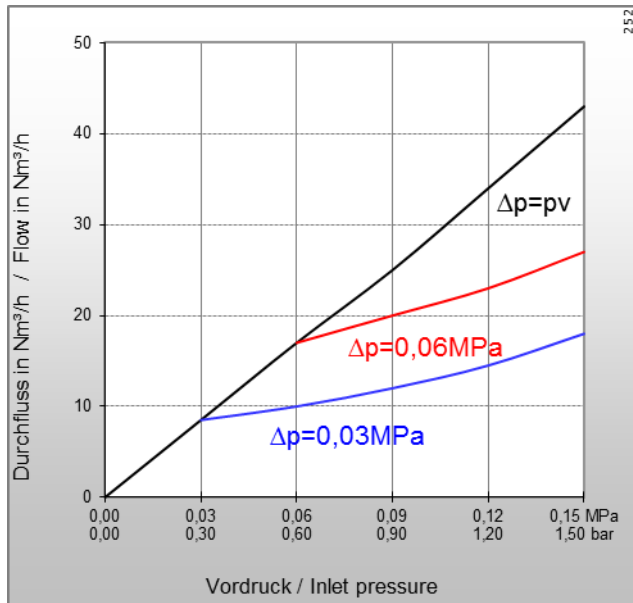
We would be pleased to offer you the flashback arrestor testing unit model PVGD.

It is not allowed to open the safety devices.

Technical Data:					
Gas types:	Acetylene (A)	Hydrogen (H) Industrial gas (C)	Natural Gas (Methane) (M) Propane (P)	Oxygen (O)	Compressed Air (D)
Working pressure:	0,15 MPa 1,5 bar	0,30 MPa 3,0 bar	0,40 MPa 4,0 bar	2,0 MPa 20,0 bar	2,0 MPa 20,0 bar
Cracking pressure:	4 to 6 mbar position-independent				
Gas temperature:	-20°C up to +70°C (Oxygen -20°C up to +50°C)				
Ambient temperature:	-20°C up to +70°C				
Threads: EN 560, ISO / TR 28821	G1/2RH F ³⁾ G3/4RH F ³⁾ G1RH F ³⁾				
Measure and weight:	diameter:	length:		weight:	
G1/2RH F:	54,5 mm	132,5 mm		ca. 1470 g	
G3/4RH F:	54,5 mm	132,5 mm		ca. 1420 g	
G1 RH F:	54,5 mm	132,5 mm		ca. 1345 g	
Applications:					
Process:	welding	cutting		heating	
	up to 30 mm	> 700 mm		> 100 mm	

Other materials, surface finishing, gas types and additional connections available on request.
The flashback arrestor meets the test criteria of the Australian standard AS4603:1999

³⁾ F = Female, M = Male



Type: ESFN-3

Flow rates [air]:

pv = Primary pressure

ph = Secondary pressure

Δp = Primary pressure minus Secondary pressure

Conversion Factors:

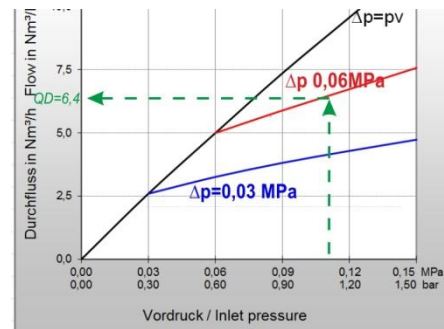
0,1 MPa = 1 bar = 100 kpa = 14,504 psi

1 m³/h = 35,31 cu ft/h

	A	H	P	M	M	O	E	L
QG ▶	C ₂ H ₂	H ₂	C ₃ H ₈	CH ₄ +C	CH ₄	O ₂	C ₂ H ₄	C ₃ H ₆
F	1,2	3,8*	0,90	1,25	1,4	0,95	1,02	0,92

* Conversion factor 2.5 for devices comprising a flame arrester
The conversion factor for free flow is 3.8.
(Reference: BAM report 220, D. Lietze)

Example:



$$QG = QD \times F$$

$$QG \blacktriangleright A = 6,4 \times 1,2 = 7,68 \text{ m}^3/\text{h C}_2\text{H}_2$$

QG = flow / gas type

F = conversion factor

QD = flow / air

Certification/ Technical Standards/ Rules

TRBS German Technical rules for operation safety, DVS German Association for Welding, Cutting and Allied Processes, DGUV German Employer's liability insurance association rules and regulations.

Standards/ Approvals

Company certified according to

ISO 9001:2015 and ISO 14001:2015,

CE-marking according to: Pressure Equipment Directive 2014/68/EU

(Subject to change without notice)